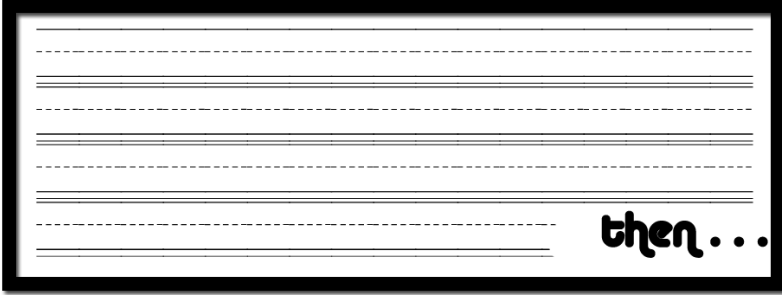


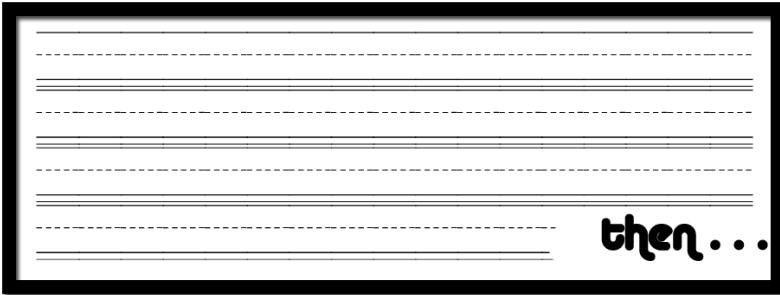
Step 1



Handwriting practice box for Step 1. It contains ten sets of horizontal lines: a solid top line, a dashed midline, and a solid bottom line. The text "then..." is written in a cursive font at the bottom right of the box.



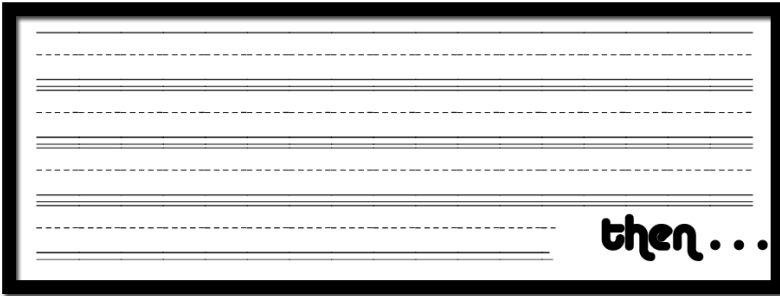
Step 2



Handwriting practice box for Step 2. It contains ten sets of horizontal lines: a solid top line, a dashed midline, and a solid bottom line. The text "then..." is written in a cursive font at the bottom right of the box.



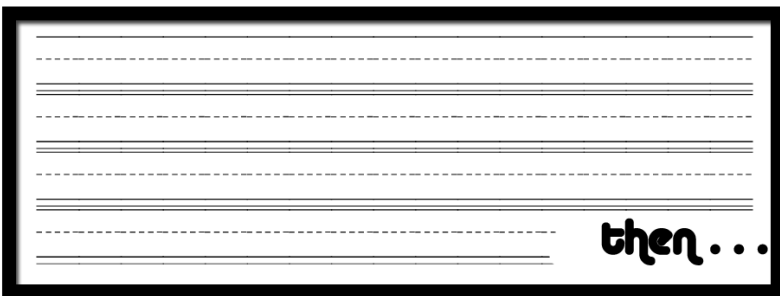
Step 3



Handwriting practice box for Step 3. It contains ten sets of horizontal lines: a solid top line, a dashed midline, and a solid bottom line. The text "then..." is written in a cursive font at the bottom right of the box.



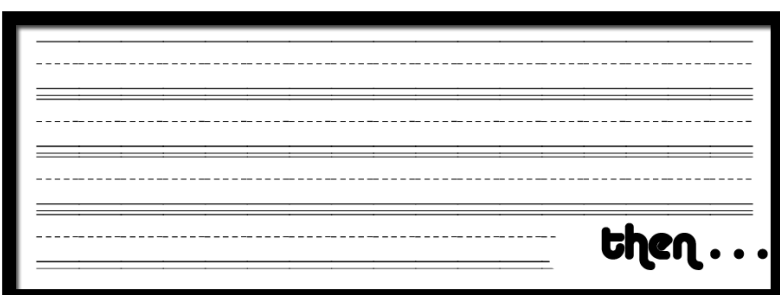
Step 4



Handwriting practice box for Step 4. It contains ten sets of horizontal lines: a solid top line, a dashed midline, and a solid bottom line. The text "then..." is written in a cursive font at the bottom right of the box.



Step 5



Handwriting practice box for Step 5. It contains ten sets of horizontal lines: a solid top line, a dashed midline, and a solid bottom line. The text "then..." is written in a cursive font at the bottom right of the box.

